

NEW

SR Vivodent® SPE

The distinctive tooth for sophisticated needs



*Simply
brilliant!*



ivoclar
vivodent®
passion vision innovation

^{SR}Vivodent® S PE / ^{SR}Orthotyp® S PE

Inspired by nature, prosthetically optimized



Nature creates the most beautiful tooth shapes and shades and these have guided us in the design of the new SR Vivodent® S PE tooth line. Esthetically and prosthetically optimized, the new tooth line is designed to meet the individual requirements of today's and tomorrow's patients.



Vibrant shades

The new tooth line is offered in 20 vibrant shade nuances. Their characteristic intensity, brilliance and translucency closely replicate the shade of natural teeth, resulting in dentures that harmoniously blend into their surroundings.

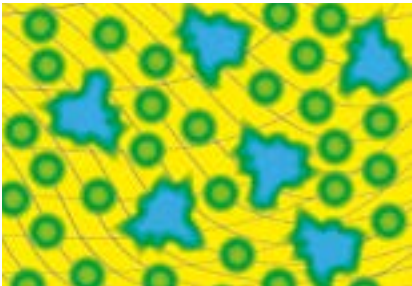
The multifunctional shade guide is designed to fulfil several tasks, as requested by the clinician. It enables the operator to determine not only the tooth shade but also the tooth size and lip closure line. This has been achieved by integrating the **facial meter** and **papillameter** into the new design.



Highly cross-linked DCL

The new SR Vivodent S PE and SR Orthotyp S PE are made entirely of highly cross-linked DCL polymer (Double Cross-Linked). This material consists of a distinctly modified variant of polymethyl methacrylate in which both the polymer and matrix are cross-linked.

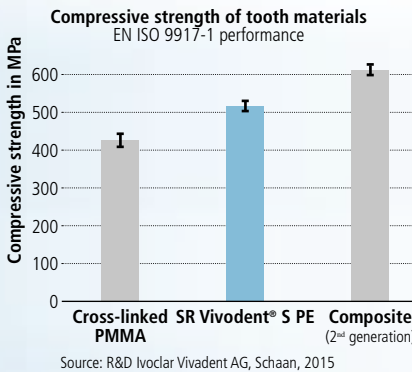
The result is a material that displays a higher compressive strength but a similar flexibility to conventional PMMA. For that reason, denture longevity is expected to be increased. A sound bond of the denture teeth to the denture base material is another advantage of the DCL material.



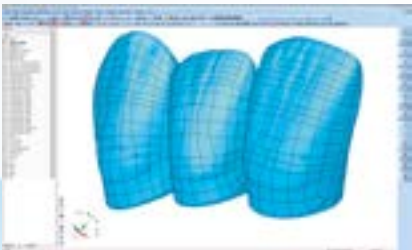
- Cross-linked PMMA matrix
- Diffusion layer
- PMMA pearl polymer fillers
- Highly cross-linked prepolymer fillers



Dentures designed by: Jean-Yves Ciers, France, and Davide Nadalini, Italy



Leading-edge CAD/CAM manufacturing methods and long-standing know-how in tooth production have contributed to optimizing the layer structure, detail reproduction and symmetrical balance of this tooth line.



HIGHLIGHTS AT A GLANCE

Indication	Complete, partial and implant prosthetics
Esthetics	<div></div>
Wear resistance	<div></div>
Occlusal options	<div></div>

SR Vivodent® S PE

Designed by nature, tried-and-tested a million times over

Nature is the best guide for the design of artificial teeth. This was already the guiding principle of Master Dental Technician Eugen Schlaich, when he created the basis of the Vivodent tooth moulds more than fifty years ago.

This principle still stands up as much today as it did then. Master Dental Technician Rudolf Wohlgenannt, who has provided advice during the further development of the teeth, feels that the moulds of the new SR Vivodent S PE tooth line have gained in beauty.

Exceptional design

Each of the 15 upper and 5 lower moulds are specifically designed to suit the characteristics of each individual tooth:

- True-to-nature dimensions
- Physiological curvatures
- Vivid surface characteristics
- Shape-specific layering
- Pronounced tooth necks

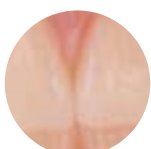
SR Vivodent S PE is designed to meet the essential requirements that modern denture teeth should fulfil:



Harmonious enamel covering on all sides, providing room for creativity in the setup of anterior teeth



Wide tooth neck to cover structural elements



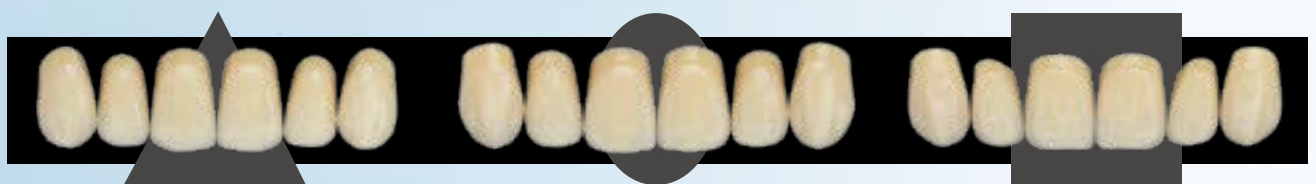
Specially designed interdental closures to achieve enhanced white esthetics





Unique features consistently reproduced

Natural human tooth shapes can be categorized into three basic shapes:



Triangular tooth shapes

This tooth group is characterized by narrow crowns with a tapering shape towards the cervical portion. These moulds feature a slight vertical curvature.

Ovoid tooth shapes

Curvature characteristics are more distinct in this tooth group. The labial curvature is particularly pronounced.

Square tooth shapes

This group is dominated by the central incisors. The teeth display a moderate vertical labial curvature.

The moulds are additionally grouped into sizes S, M and L to ensure fast and easy tooth mould selection.

Delivery form of SR Vivodent® S PE

15 maxillary moulds
5 mandibular moulds



SR Orthotyp® S PE

Completely functional

The original posterior moulds were developed by Dr Rainer Strack in collaboration with Master Dental Technician Eugen Schlaich. They are based on a detailed functional analysis of the stomatognathic system.

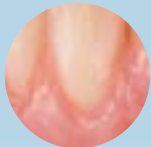
The SR Orthotyp S PE posterior moulds have been further developed to feature a modern appearance and to meet the high demands placed on the prosthetic and esthetic characteristics of today's moulds. The functional occlusal design, however, has remained unaltered.

Occlusal scheme

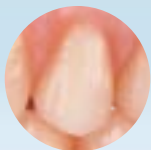
In line with the principle of group function, the Typ moulds are set up in a one-to-two-tooth relation.



Harmonious progression of crown lengths to create an esthetically pleasing transition from anterior to posterior moulds



Wide tooth neck to hide esthetically placed structural elements

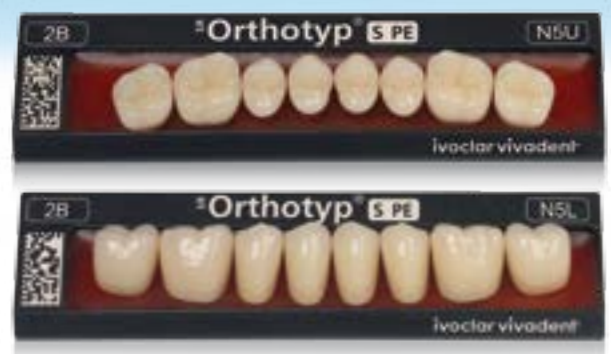


Naturally designed surface structure to match the esthetic appearance of the anterior moulds



Delivery forms of SR Orthotyp® S PE

4 maxillary sets
4 mandibular sets





More system - more efficiency

Ivoclar Vivadent offers a Clinical and Technical Protocol for Removable Denture Prosthetics. These guides build on interlinked, consecutive modules that assist dental technicians and clinicians in collaborating effectively to achieve successful results by adopting a systematic approach.



Innovative high-performance materials and apparatus facilitate the process flow. They are functionally coordinated with each other to increase the efficiency in the dental lab and practice.

Customized digital solutions for every laboratory



Preparation



Scanner and software



Material selection



Milling



Finishing



Service and training

These tooth lines are stored in the tooth library for the manufacture of digitally designed dental prostheses. For further information go to: www.alldigitalaloptions.com



Removable Prosthetics

SR Vivodent® S PE forms a part of the "Removable Prosthetics" product category. The products of this category cover the procedure involved in the fabrication of removable dentures - from treatment planning and impression taking to aftercare. The products are optimally coordinated with each other and enable successful processing and application.



THESE ARE FURTHER PRODUCTS OF THIS CATEGORY:

Stratos®

Tried-and-tested articulators



Convincing quality and precision

Simulation of jaw movements to ensure high-quality restorations in removable and fixed denture prosthetics

Denture base material

Easy and reliable to use



Impressive variety and precision

- Predosed or conventional, for more convenient use
- Available for the injection, packing and pouring technique
- Meets many different needs with regard to strength

Would you like to know more about the products of the "Removable Prosthetics" category? Simply get in touch with your contact person at Ivoclar Vivadent or visit www.ivoclarvivadent.com for more information.